

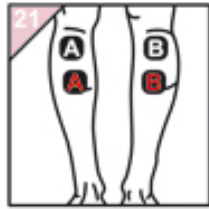
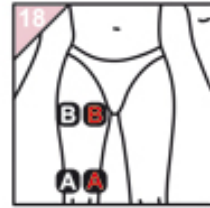
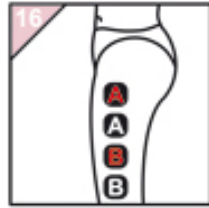
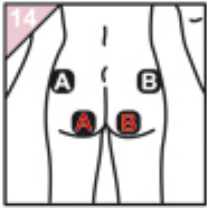
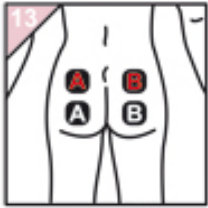
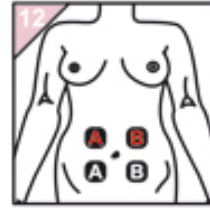
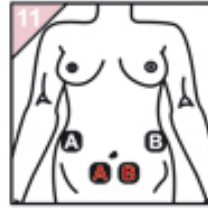
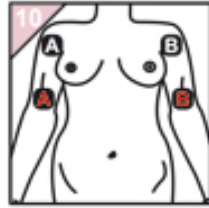
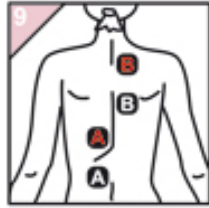
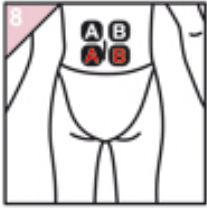
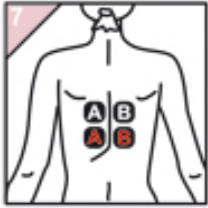
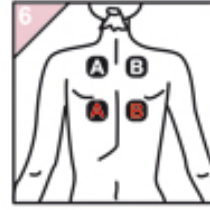
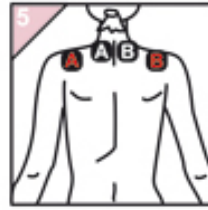
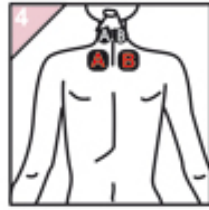
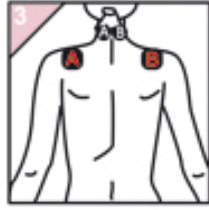
# Device description

## Programme summary SaneoVITAL

The table below gives a summary of the SaneoVITAL massage programmes and provides you with recommendations on the placement of the electrodes. The following pages contain detailed information on the individual programmes.

Prog	Type	Name	Electrode placements
1	<b>Special effect massages</b>	Relaxation massage	3 - 8
2		Anti-stress massage	3 - 8
3		Activation massage	20 - 23
4		Undulating massage	9, 18
5		Facial massage	1, 2
6		Anti-cellulite massage	11 - 18
7		Lymph drainage	11 - 19
8		Massage for heavy legs	20, 21
9	<b>Health spa massages</b>	Tap massage I	3 - 10, 22, 23
10		Tap massage II	3 - 10, 22, 23
11		Tap and grip massage	3 - 10, 22, 23
12		Knead and grip massage	3 - 10, 22, 23
13		Side of hand massage	3 - 10, 22, 23
14		Shake massage	3 - 10, 22, 23
15		Massage jet	3 - 10, 22, 23
16		Hydro massage jet	3 - 10, 22, 23

16	İ	Hydro massage jet	3 - 10, 22, 23
17		Combination massage	3 - 10, 22, 23



Anode (+) Channel A  
 Cathode (-) Channel A  
 Anode (+) Channel B  
 Cathode (-) Channel B

